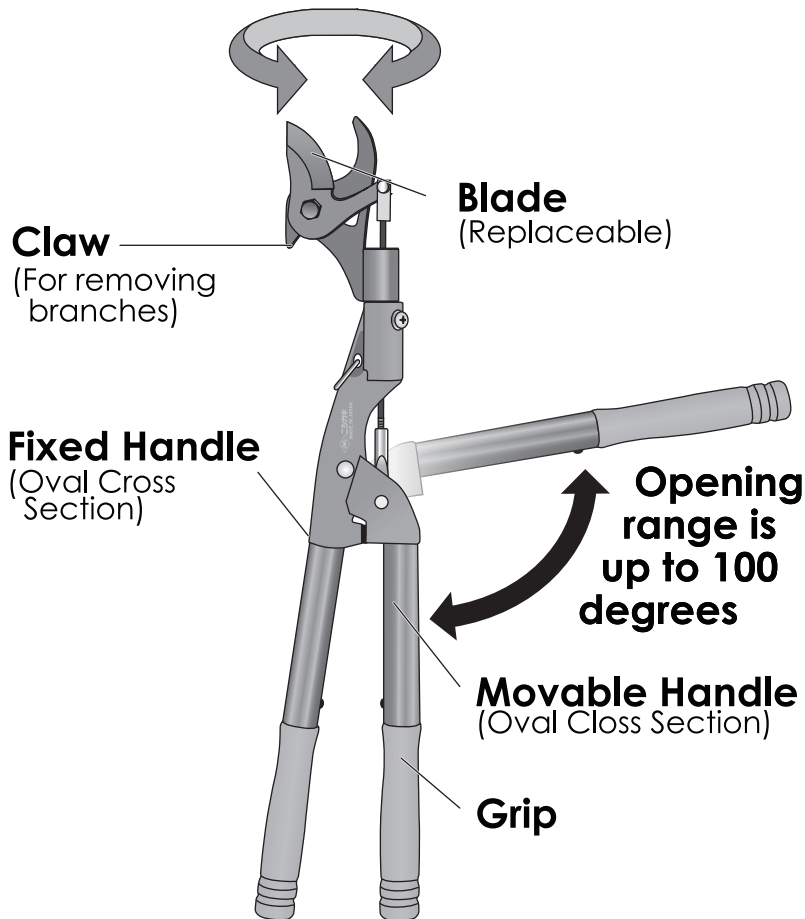


FUTOMARU-MINI

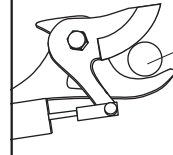
Use: Dedicated to branch lopping

Blade angle is adjustable
horizontally up to 110 degrees




TIPS

How to cut

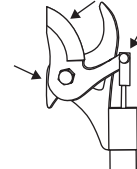


Locate a branch deep inside the mouth.



Diagonal cut is recommended to reduce resistance of cutting.

Maintenance



Clear sap, resin and residues.
Then oil the indicated parts by arrow.

Product Option

Product number : N-151

Length : 0.6m

Blade length : 70mm

Weight : 850g

Replacement Blade : N-150-50



WARNING

Safety Instruction

- These shears are dedicated to branch cutting. Use them only for their intended purpose.
- Keep away from electricity.
This product is made of metal and is not insulated against electric shock.
Approaching or contacting electric power lines with this product **may cause death or serious body injury by electrocution.**
Electricity can move through branches, especially if they are wet.
- Keep shears away from children and people around you, when you use the tool.
- Dress properly. Wear hard hat, safety goggles, face and ear protection item and gloves to reduce the risk of personal injury.
- Make sure you always have good footing.
Do not use Futomaru in an unstable places such as roof and the top of horse.

Precaution

- Futomaru-mini is a shear dedicated to lopping branches. Do not cut branches beyond the cutting capacity.
Lopping over the limit may cause breaks.
- Once holding branches, **don't try to pry.**
That may cause blade chipping and deformation.

Maintenance

- Use plant oil to screw parts on the blade.
- Keep the cutting tool sharp.
When the blade becomes dull, use a sharpener, or replace it.
Replacement blades are available.

Storage

- Close the mouth of the tool and keep it in safe place and tool should be out of the reach of children and other unauthorized persons.